

Model C-600H-45 Duratemp® Thermometer



FEATURES

- Exclusive movementless design resists shock and vibration – no gears to wear or misalign resulting in increased instrument life
- Gas-operated molecular sieve
- No elevation error
- Mercury free
- One bulb size for all ranges
- ±1% full-span accuracy
- Maxivision® dial
- Limited five-year warranty

This hermetically sealed case is designed for applications where extreme moisture or dust is present. Available in a 4½" solid front phenolic turret case, lower connection.

PRODUCT SPECIFICATIONS

- Model:** 600H-45
Accuracy: ±1% of span.
Case Style: Phenolic, snap ring
Dial Size: 4½" Maxivision® linear anti-parallax dial black markings on a white dial
Window: Glass, shatterproof glass and plastic are optional.
Mounting and connection: Surface/lower (C60)
Ambient Temperature: 160°F/71°C
Bulb size: 3" long by ⅜" O.D.
Bulb Material: 316 Stainless steel

- Bulb Styles:**
- 12" Bendable extension w/ ½ NPT union connection (B01)
 - Plain bulb with rigid extension no union (B03)
 - Plain bulb with rigid extension ½ NPT union on armor (B08)
 - 18" Bendable extension w/ ½ NPT union connection (B17)
 - 24" Bendable extension w/ ½ NPT union connection (B18)

- Capillary Material:** 300 Stainless steel
Line length: 5 – 80 in standard increments (See table 5)

- Armor:** AISI 302 Spring Armor standard, interlock 303 SS, PVC coated, plain and no armor are optional.

- Ranges:**
- 300/200°F-400/1200°F
 - 200/100°C-200/650°C
- Dual scale ranges available

- Over Range:** 125% of span

- Head/Elevation Error:** None

- Product Options:**
- Dial Markings **XDM**
 - Externally adjustable red set hand **XEO**
 - Externally adjustable **XEP**
 - Externally adjustable min. pointer **XEQ**
 - Non-glare glass **XNG**
 - Paper Tag **XNN**
 - Stainless steel tag **XNH**
 - Plastic Window **XPD**
 - Shatterproof glass **XSG**
 - Stationary Red Hand Set **XSH**

HOW TO ORDER

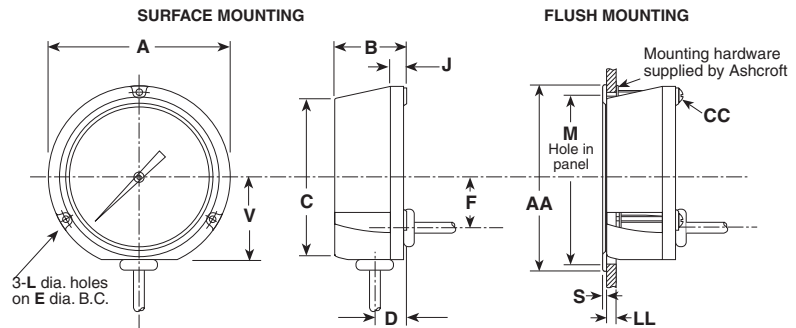
C-600H	45		C60					B01		A1		L07		AK	
	Table 1		Table 2					Table 3		Table 4		Table 5		Table 6	
	CODE	DESCRIPTION	CASE STYLE	SIZE	MOUNTING CONNECTION			BULB STYLES		ARMOR STYLE		LINE LENGTH		RANGES	
45	Hermetically Sealed Phenolic Case	C60	4½"	Surface	Flush	Lower	Rear	B01	12" Bendable extension with ½ NPT union connection	A1	Stainless Steel Spring	L01	5	AB	-320/200°F
								B03	Plain bulb with rigid extension, no union			L03	10	AE	-100/100°F
								B08	Plain bulb with rigid extension, ½ NPT union on armor			L07	20	AG	-40/180°F
								B17	18" Bendable extension with ½ NPT union connection			L09	30	AK	20/240°F
								B18	24" Bendable extension with ½ NPT union connection			L13	50	AL	50/300°F
												L19	80	AN	50/550°F
														AR	50/750°F
														AT	400/1200°F
														AY	-200/100°C
														BL	-80/40°C
														BN	-40/80°C
														BS	0/120°C
														BT	10/150°C
														BU	0/300°C
														BW	0/400°C
														BJ	200/650°C
														DUAL RANGES	
														CE	0/120°C
															20/240°F
														CF	0/300°C
															50/550°F
														DR	10/150°C
															50/300°F
														DT	-40/80°C
															-40/180°F

Note: Thermowells must be used on any application where the bulb of the thermometer may be exposed to pressure, corrosive fluids, or velocity. Additionally, the use of a thermowell permits instrument interchangeability or recalibration without shutting down the process.

*Minimum recommended insertion length ("u" dimension) in liquids is 4 inches and in gases is 6 inches for standard ⅝ x 3" bulb

Model C-600H-45 Duratemp® Thermometer

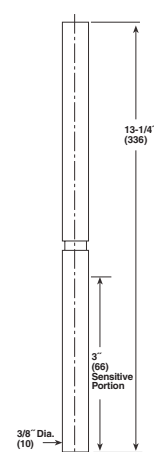
Case Dimensions



Dial Size Inches	A	B	C	D	E	F	J	L	M	S	V	AA	CC	LL	PP
4½	5 9/16 (148)	2 5/16 (59)	5 1/16 (129)	1 1/16 (25)	5 7/8 (137)	1 1/8 (41)	3/8 (14)	1/2 (5,5)	5 3/8 (148)	1 1/8 (37)	2 1/8 (67)	6 (154)	#10-32	3/8-3/4 (2)-(13)	#10-24 x 1/2

NOTE: Dimensions in inches, () are millimeters.

Bulb Style and Armor Dimensions

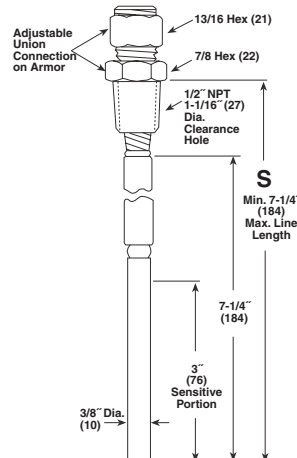


Style B03

13" plain bulb for applications used in open tanks where pressures and velocities are negligible.

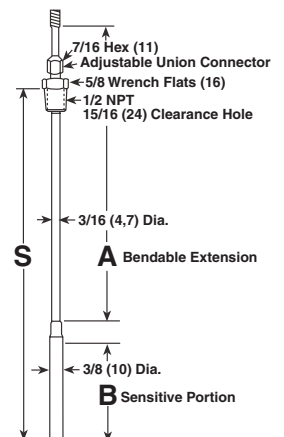
Armor Style A1

AISI 302 stainless steel spring armor is supplied as standard. Originally designed for U.S. Navy Hi Shock thermometers



Style B08

The compression fitting fastens anywhere along the armored line. This bulb style is well suited for insertion requirements in excess of 13 1/2". The B08 style is not a pressure tight connection. A thermowell is recommended for this style and for all bulb styles.



Style B01, B17 & B18

Are bendable extensions with union connections. B01 (12" bendable extension) is the standard Duratemp bulb style and is suitable for a variety of insertion lengths and lagging requirements. B17 is a 18" bendable extension, B18 is a 24" bendable extension. The union connection on all three styles is pressure tight and can be freely moved the entire length of the bendable portion. After installation, the bendable extension may be formed to suit the application.

Bulb Code	Bulb Size "B"	"A"	"S" Max.	"S" Min.
B01	3 (76)	12 (305)	15 (381)	4 (102)
B17	3 (76)	18 (457)	21 (533)	4 (102)
B18	3 (76)	24 (610)	27 (686)	4 (102)